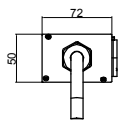
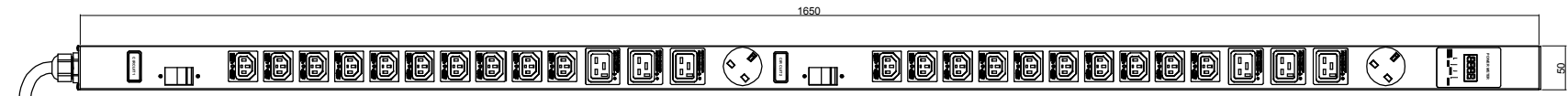


1 2 3 4 5 6 7 8

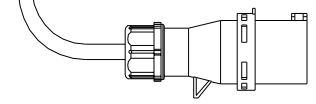
A

A



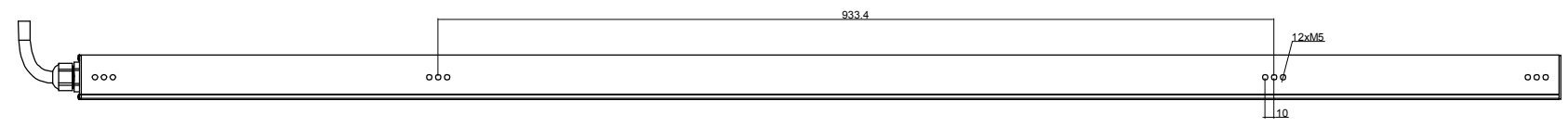
B

B



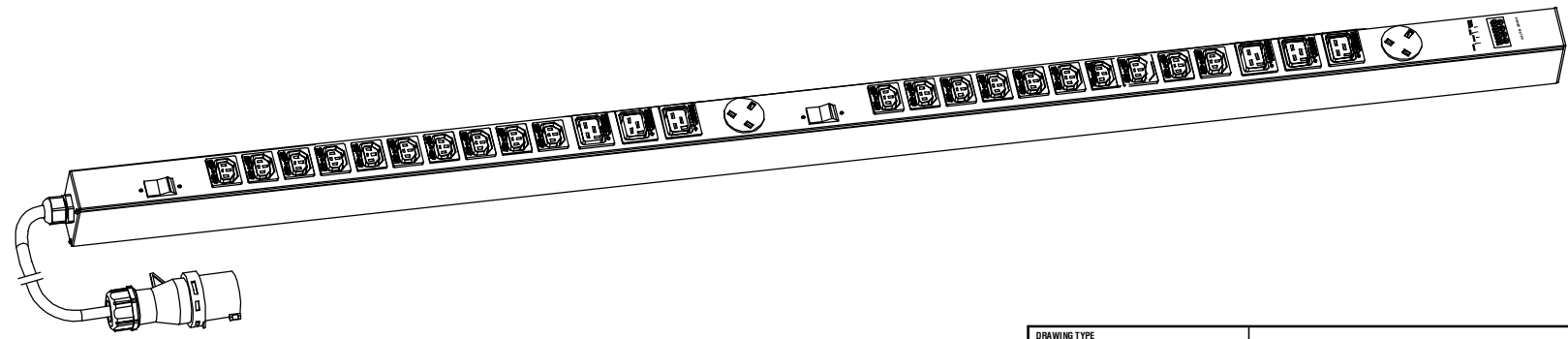
C

C



D

D



E

E

<p>PM Series</p> <p>Power Meter</p> <p>Chasis In Red Color</p>	<p>OUTPUT</p> <p>(16) IEC 60320 C13 Lock (10A Rated)</p> <p>(8) IEC 60320 C19 Lock (16A Rated)</p> <p>(2) UK Socket (13A Rated)</p>	<p>OPERATING TEMPERATURE</p> <p>0° to 60°C</p>
<p>INPUT</p> <p>250VAC 32A 50HZ</p> <p>IEC60309 32A Commando plug</p> <p>3M H07RN-F3G4mm Power lead</p>	<p>BRANCH CIRCUITS</p> <p>(2) 1 Pole Magnetic Hidraulic CB</p>	<p>MOUNTING ACCESORIES</p> <p>(2) IPFIX001</p> <p>(2) IPFIX002</p> <p>(2) IPFIX003</p>

<p>DRAWING TYPE</p> <p>(NO PERMISSION, NO CHANGING)</p>		<p>ENIECBNLKCBPM4520060232AVR</p>	
<p>TECHNICAL STANDARD</p> <p>1.IT11;</p> <p>2.NO RUSTNESS</p> <p>3.NO FLAW ON THE SURFACE</p>		<p>MATERIAL:</p> <p>Aluminum</p> <p>Red Oxidation</p>	
<p>FILLET</p> <p>ANGLE</p>	<p>R0.5</p> <p>±0.5°</p>		
<p>FIRST ANGLE</p>			
<p>SCALE 1:3</p>		<p>DATE 14-11-2015</p>	

1 2 3 4 5 6 7 8

F

F